




D E E P S P A C E
TERRAFORMERS

Water Tender

Building Instructions



Water Tender

Materials


- | | |
|---|----------|
| 4X TECHNIC Brick 1 by 12 with Holes | A |
| 4X TECHNIC Brick 1 by 8 with Holes | B |
| 2X TECHNIC Beam 11.5 Liftarm Bent | C |
| 1X TECHNIC Axle 3 | D |
| 4X TECHNIC Brick 1 by 2 | E |
| 3X TECHNIC Pin Long with Friction | F |
| 2X TECHNIC Axle Joiner Perpendicular | G |
| 1X TECHNIC Pin with Friction | H |
| 2X TECHNIC Beam 15 | I |
| 2X TECHNIC Plate 2 by 8 with Holes | J |

Additional materials:

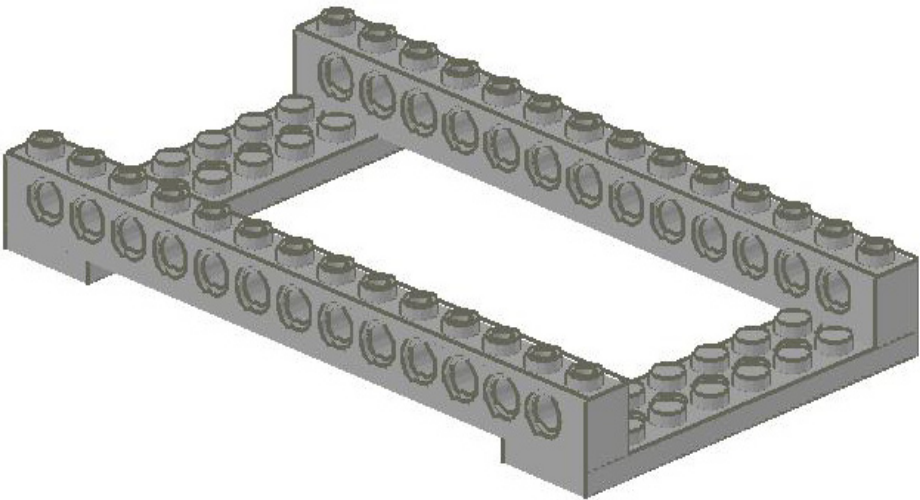
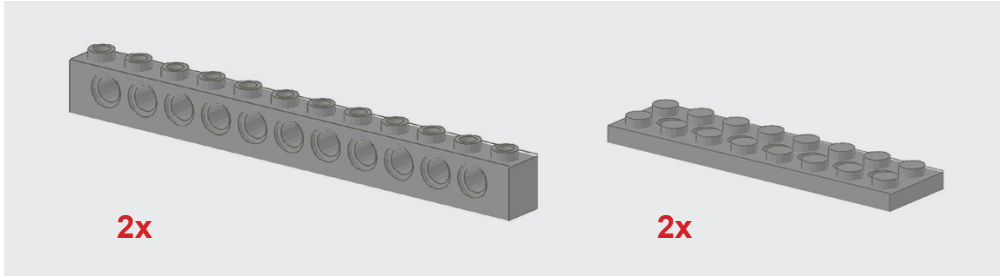
1 cardboard tube from paper towel roll

2 ping pong balls (paint blue)



Water Tender paper theming





One




Two




Three




Four




Five




Six



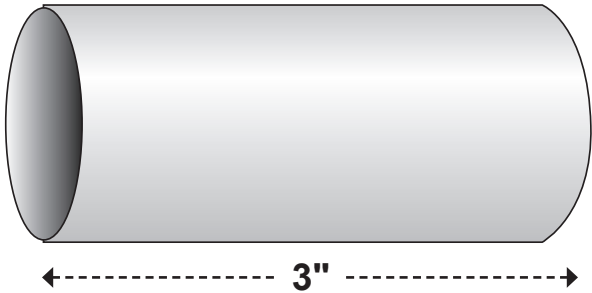
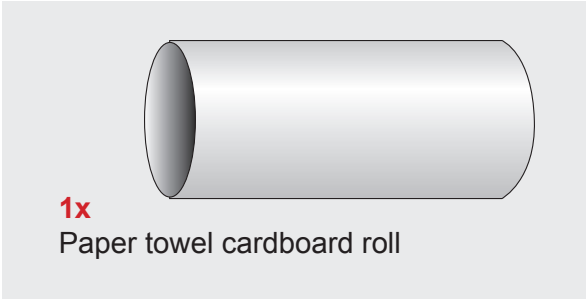
Seven




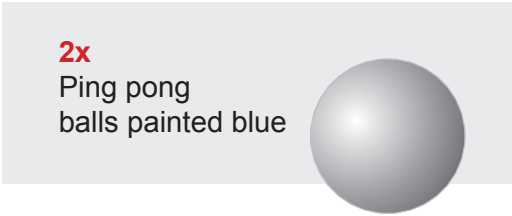
Eight



Nine



Ten



Wrap paper theming around tube and secure with tape.
The Water Tender is now complete.